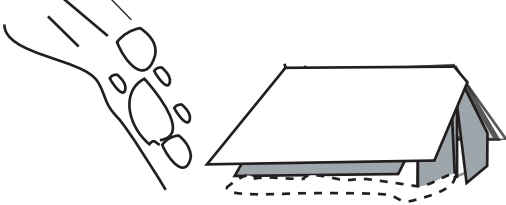



# WINTERISING TENTS

This guide contains some simple suggestions on how tents can be upgraded if families have the correct materials.

## CHOOSE A SAFE SITE




- safe from landslides and falling rocks

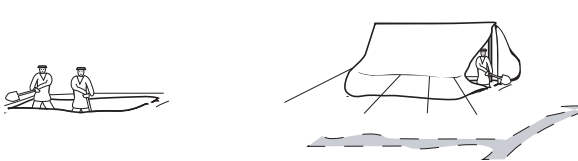


-well drained and safe from floods when it rains

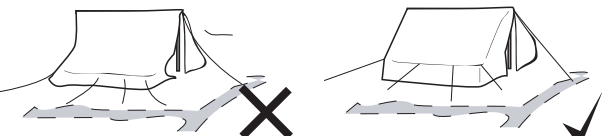
## IMPROVE TENT



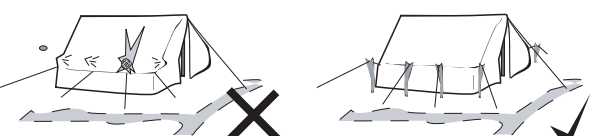
- build low mud / stone Walls inside the tent to block winds inside




- IF the land has good drainage, dig downwards to increase living space




- keep guy ropes tight to prevent tent from sagging




- raise walls with sticks outside. sharp sticks inside will rip the tent



- cover tent with plastic sheeting to prevent rain and stop winds from getting inside.



- dig drainage ditches 1ft. deep and bury mud flaps



- build extensions and strengthen poles if there is sufficient material

BE FIRE SAFE

